



2

Sew each 2 1/2" strip of background fabric to a 6 1/2" wide strip of main fabric to make three panels like the one below. Press the seam allowances toward the wide strip.



make 3

Sew each 2 1/2" strip of main fabric to a 6 1/2" wide strip of background fabric. Press the seam allowances toward the wide strip.




make 3

For the scrap version:

~~You will be using all of the twelve 2 1/2" x 10 1/2" rectangles and twelve 6 1/2" x 10 1/2" rectangles of each to make twelve short panels of each combination. See below. Press the seam allowances toward the wider strips.~~



make 12



make 12